

Manitoba Child Health Atlas 2004

July 2004



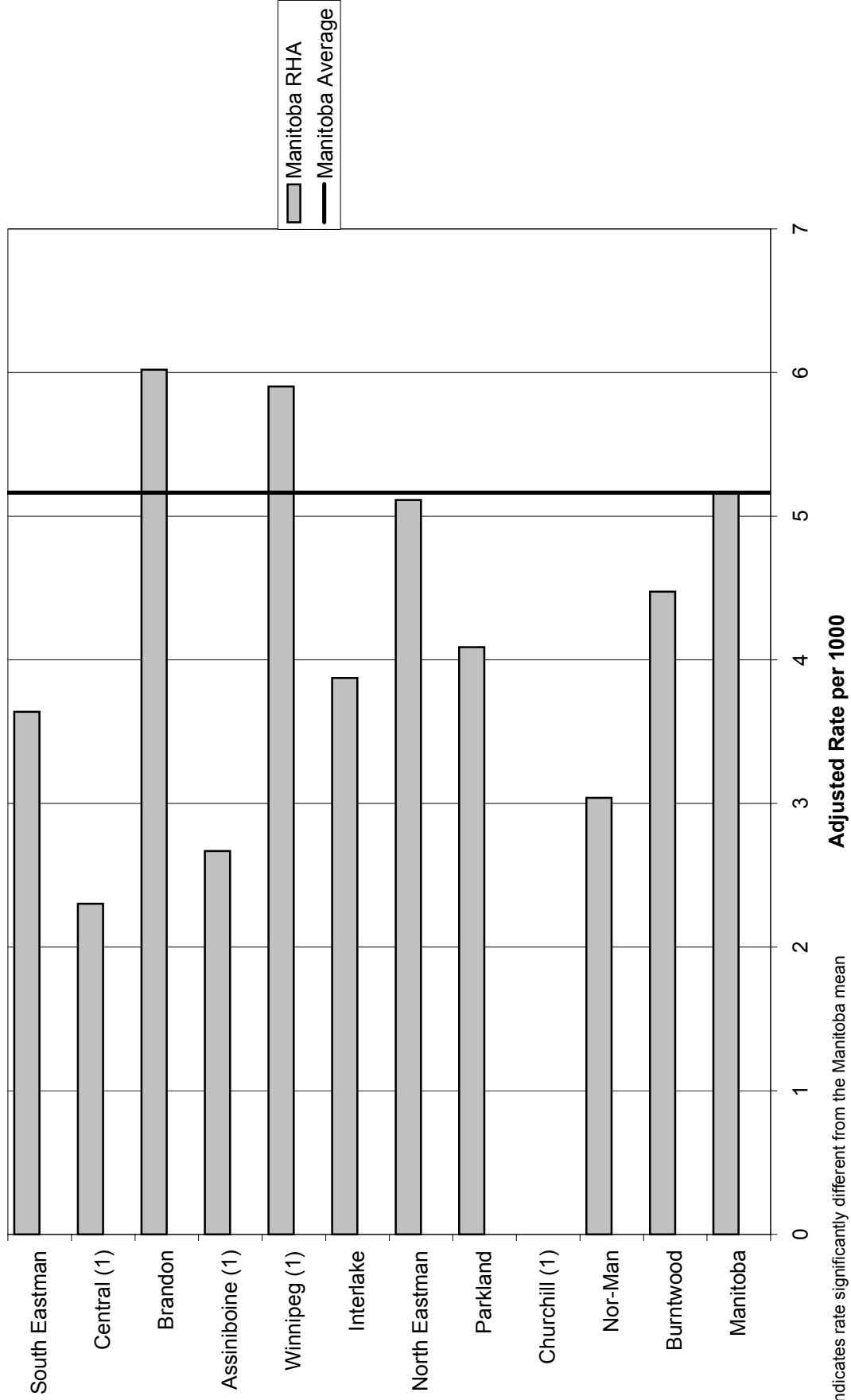
Manitoba Centre for Health Policy
Department of Community Health Sciences
Faculty of Medicine, University of Manitoba

The entire report is available on this WWW site:
http://www.umanitoba.ca/centres/mchp/reports/child_inequalities

Health Indicators: Antipsychotic Prescription Rates by Region

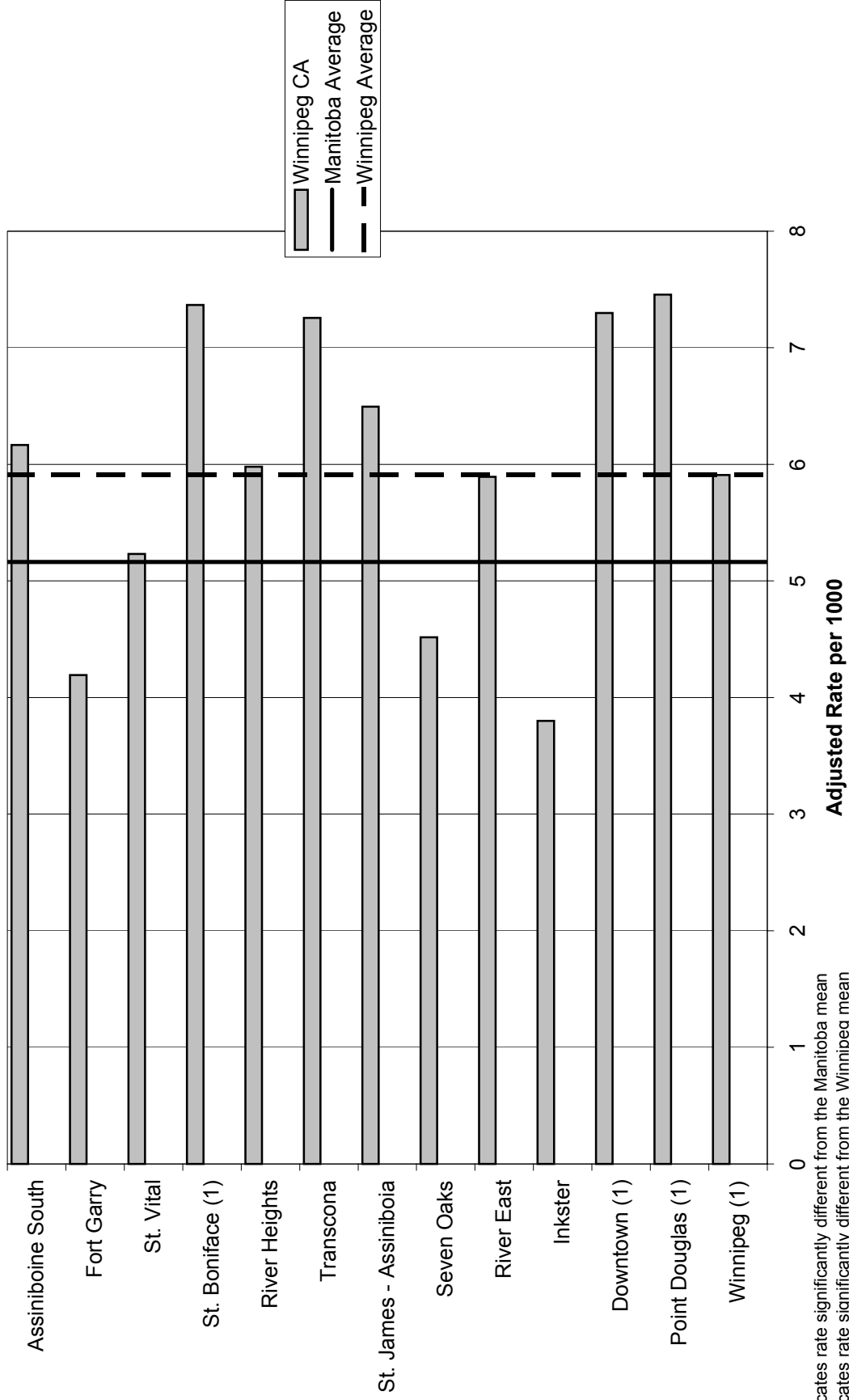
Children from Assiniboine and Central RHAs had significantly lower rates of antipsychotic prescriptions than the provincial average; the rate for children from Winnipeg was significantly higher than the provincial average. At the Winnipeg CA level, St. Boniface, Downtown and Point Douglas had antipsychotic prescription rates that were significantly higher than the provincial average; no CA had a rate that was lower. At the Winnipeg NC level the rates for St. Vital North, Downtown East and Point Douglas South had rates significantly higher than the provincial average for antipsychotic prescriptions; the rate for St. Vital South was significantly lower than the Winnipeg average.

Rate of Children Aged 0-19 Years with One or More Antipsychotic Prescriptions by Manitoba RHA, 2001/02



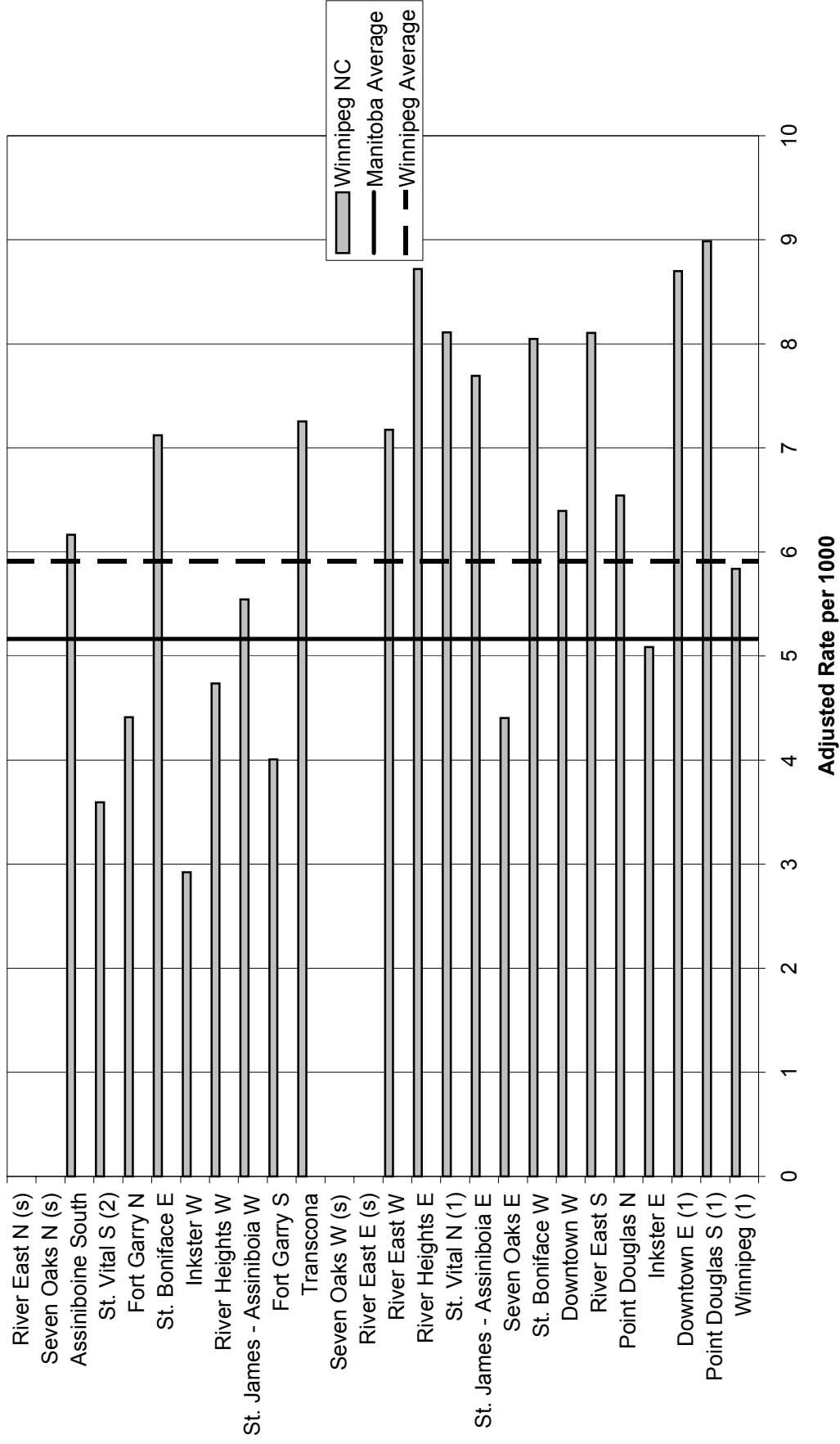
*1' indicates rate significantly different from the Manitoba mean

**Rate of Children Aged 0-19 Years with One or More Antipsychotic Prescriptions
by Winnipeg CA, 2001/02**



'1' indicates rate significantly different from the Manitoba mean
'2' indicates rate significantly different from the Winnipeg mean
's' indicates data suppressed due to small numbers

Rate of Children Aged 0-19 Years with One or More Antipsychotic Prescriptions by Winnipeg NC, 2001/02



'1' indicates rate significantly different from the Manitoba mean
 '2' indicates rate significantly different from the Winnipeg mean
 's' indicates data suppressed due to small numbers

These definitions can be found in the Child Health Atlas Glossary:
http://www.umanitoba.ca/centres/mchp/reports/child_inequalities/glossary.shtml

[Drug Categories for Prescription Use Analysis](#)

[Regional Health Authority \(RHA\)](#)

[Winnipeg Community Area \(CA\)](#)

[Neighbourhood Cluster \(NC\)](#)

[Socioeconomic Status \(SES\)](#)