

# Manitoba Child Health Atlas 2004

July 2004



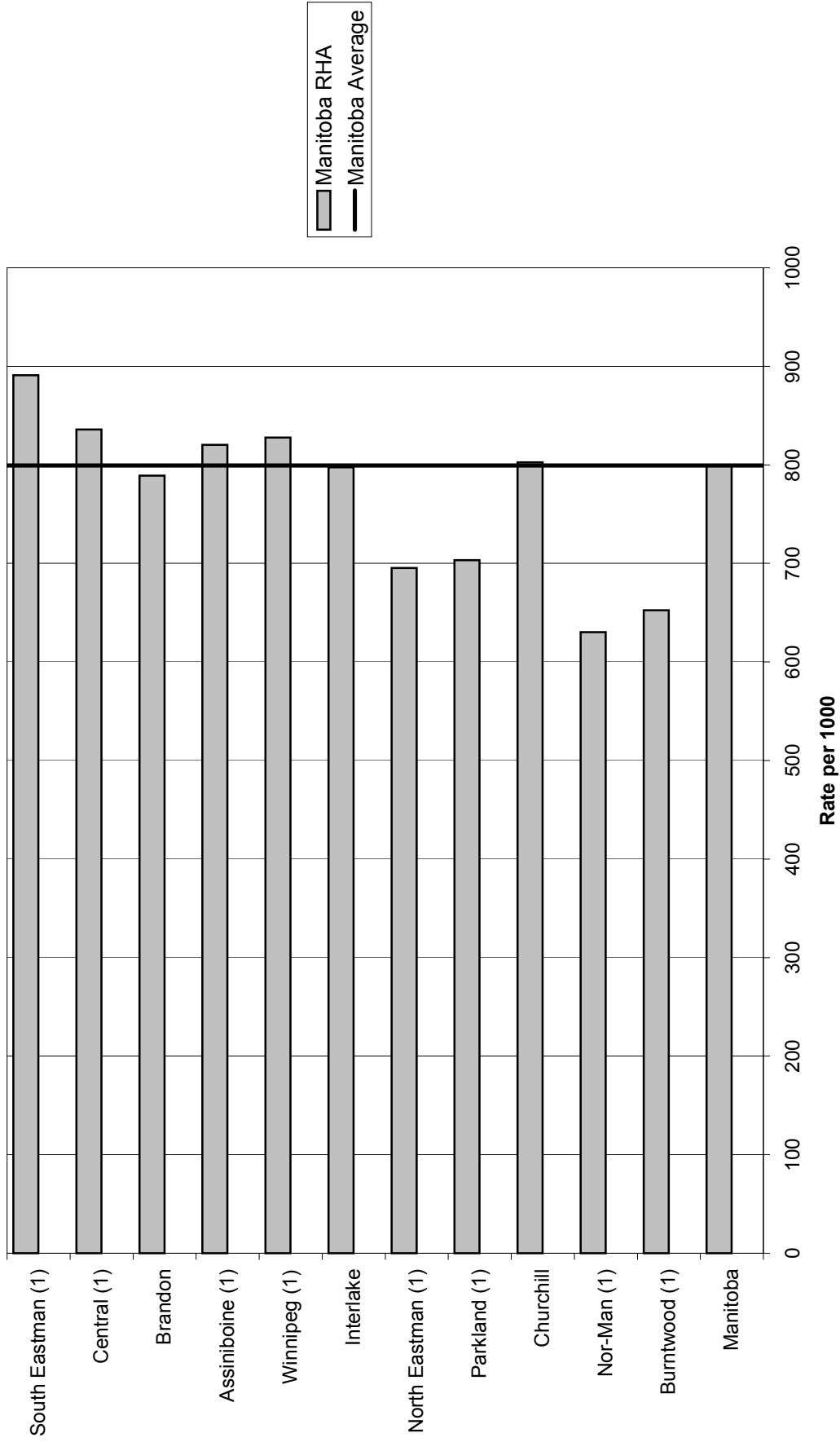
**Manitoba Centre for Health Policy**  
Department of Community Health Sciences  
Faculty of Medicine, University of Manitoba

The entire report is available on this WWW site:  
[http://www.umanitoba.ca/centres/mchp/reports/child\\_inequalities](http://www.umanitoba.ca/centres/mchp/reports/child_inequalities)

## Health Indicators: Breastfeeding Initiation Rates by Region

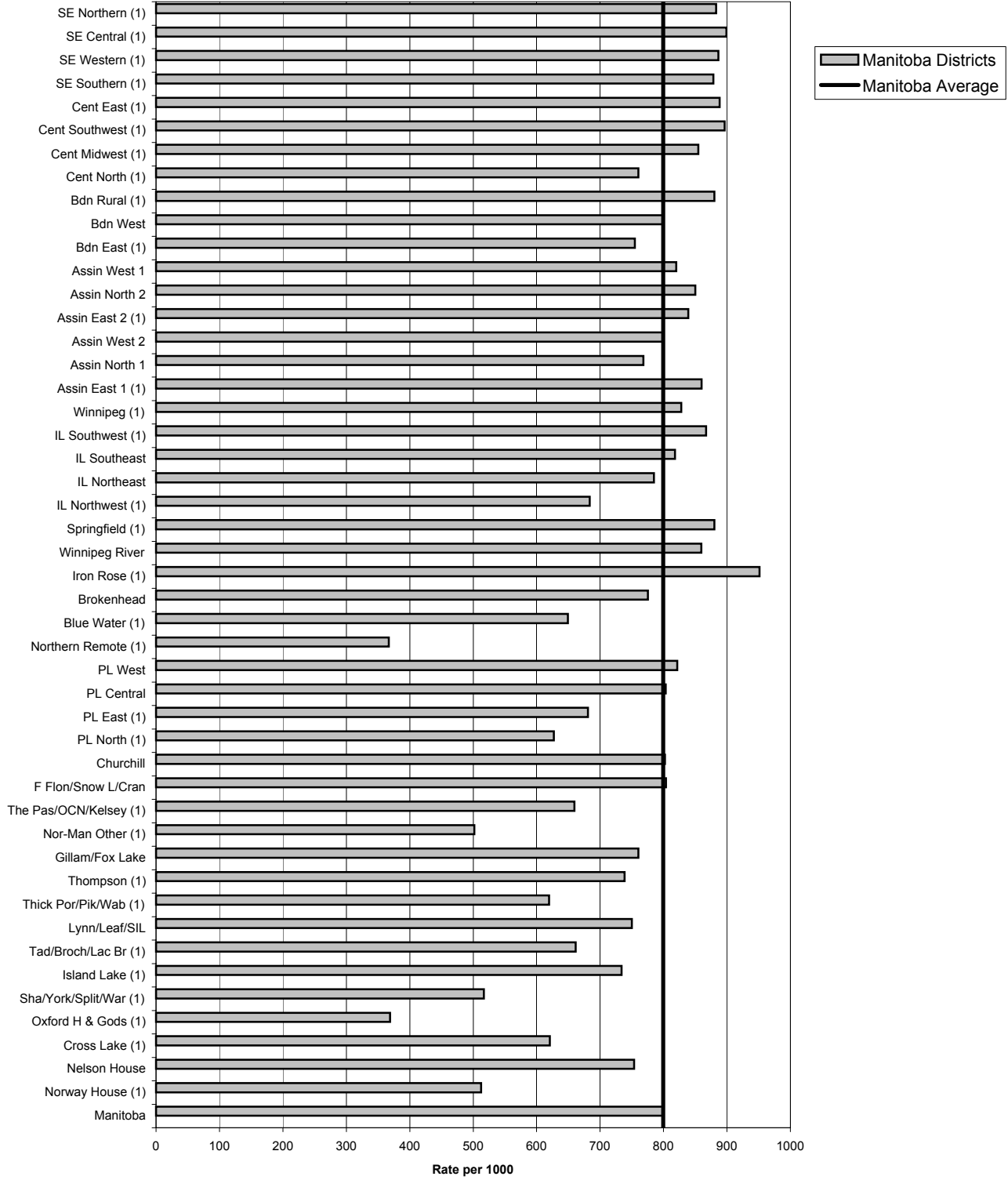
Breastfeeding has been shown to confer both short- and long-term health and developmental benefits to infants/children. (It should be noted that in an earlier report, *Assessing the Health of Manitoba Children: a Population-Based Study*, we found four RHAs with substantial missing data on breastfeeding initiation: Interlake, Marquette, South Westman [Marquette and South Westman are now Assiniboine] and North Eastman.) The Manitoba breastfeeding initiation rate for 1997-2001 was almost 80%. For RHAs, South Eastman, Assiniboine, Central, Parkland and Winnipeg all had breastfeeding initiation rates higher than the provincial average, whereas North Eastman, Nor-Man and Burntwood had rates significantly lower than the Manitoba average. At the RHA district level, the four South Eastman districts, Assiniboine East 2, Assiniboine East 1, Central Midwest, Central Southwest, Central East, Springfield, Iron Rose, Brandon Rural, and Interlake Southwest all had breastfeeding initiation rates that were higher than the provincial average, whereas 17 other districts all had breastfeeding initiation rates that were lower than the provincial average. Because the breastfeeding initiation rates tends to be higher in Winnipeg, all Winnipeg CAs had significantly higher rates than the average for Manitoba, with the exception of Inkster, Downtown and Point Douglas, where the rates were significantly lower than the Manitoba average; for these three areas, the rates were also significantly lower than the Winnipeg average. At the Winnipeg NC level, once again many NCs had rates significantly higher than the provincial and the Winnipeg average; the rates for Point Douglas North, River East South, Inkster East, Downtown East and Point Douglas South were significantly lower than the provincial average, and for all but River East South, these rates were also lower than the Winnipeg average.

**Breastfeeding Initiation Rates  
by Manitoba RHA, 1997-2001**



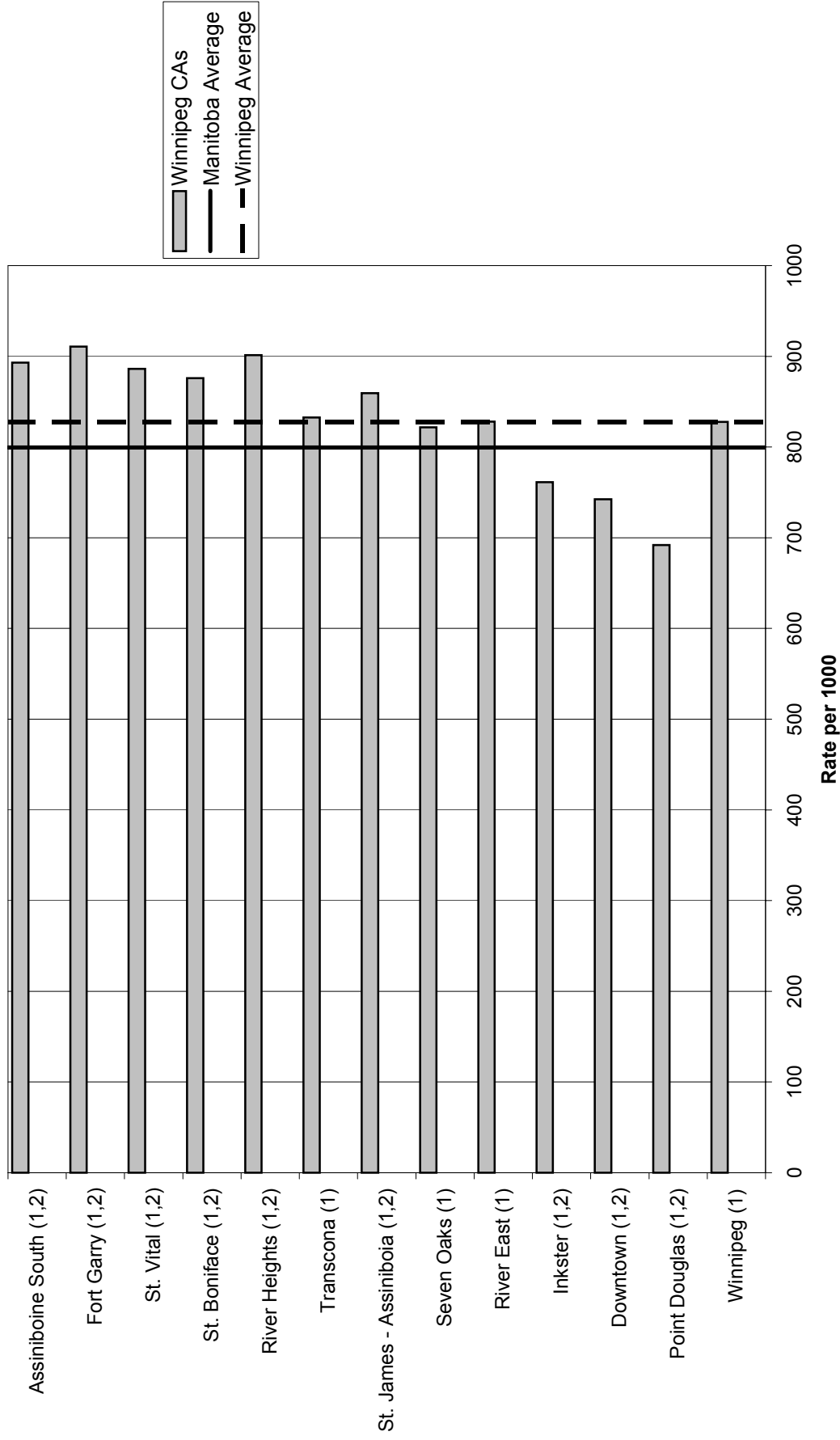
\*1' indicates rate significantly different from the Manitoba mean

### Breastfeeding Initiation Rates by RHA Districts, 1997-2001



'1' indicates rate significantly different from the Manitoba mean

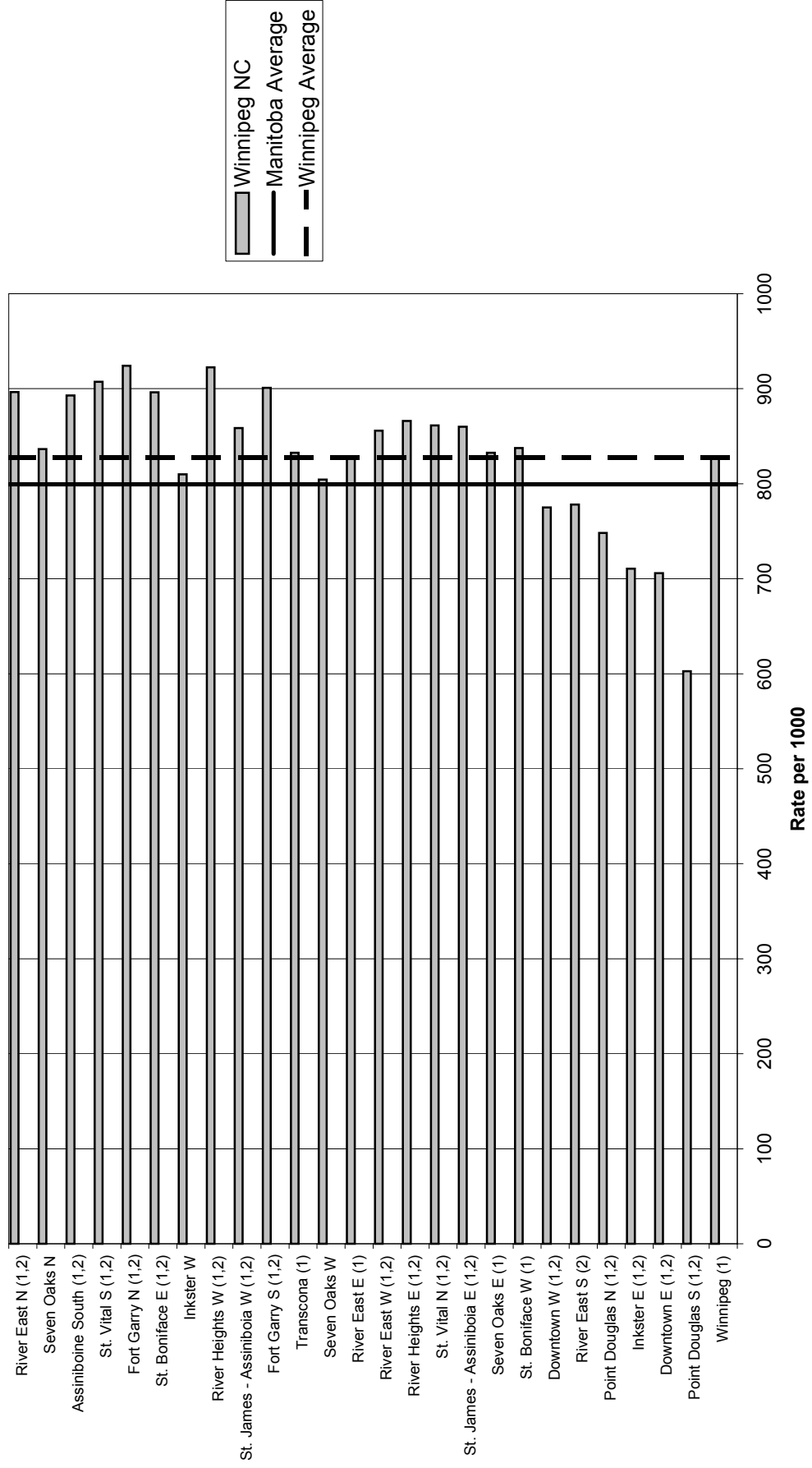
### Breastfeeding Initiation Rates by Winnipeg CA, 1997-2001



'1' indicates rate significantly different from the Manitoba mean

'2' indicates rate significantly different from the Winnipeg mean

### Breastfeeding Initiation Rates by Winnipeg NC, 1997-2001



'1' indicates rate significantly different from the Manitoba mean

'2' indicates rate significantly different from the Winnipeg mean

These definitions can be found in the Child Health Atlas Glossary:  
[http://www.umanitoba.ca/centres/mchp/reports/child\\_inequalities/glossary.shtml](http://www.umanitoba.ca/centres/mchp/reports/child_inequalities/glossary.shtml)

[Breastfeeding Initiation Rate](#)

[Regional Health Authority \(RHA\)](#)

[Regional Health Authority \(RHA\) District](#)

[Winnipeg Community Area \(CA\)](#)

[Neighbourhood Cluster \(NC\)](#)

[Socioeconomic Status \(SES\)](#)