

# Manitoba Child Health Atlas 2004

July 2004



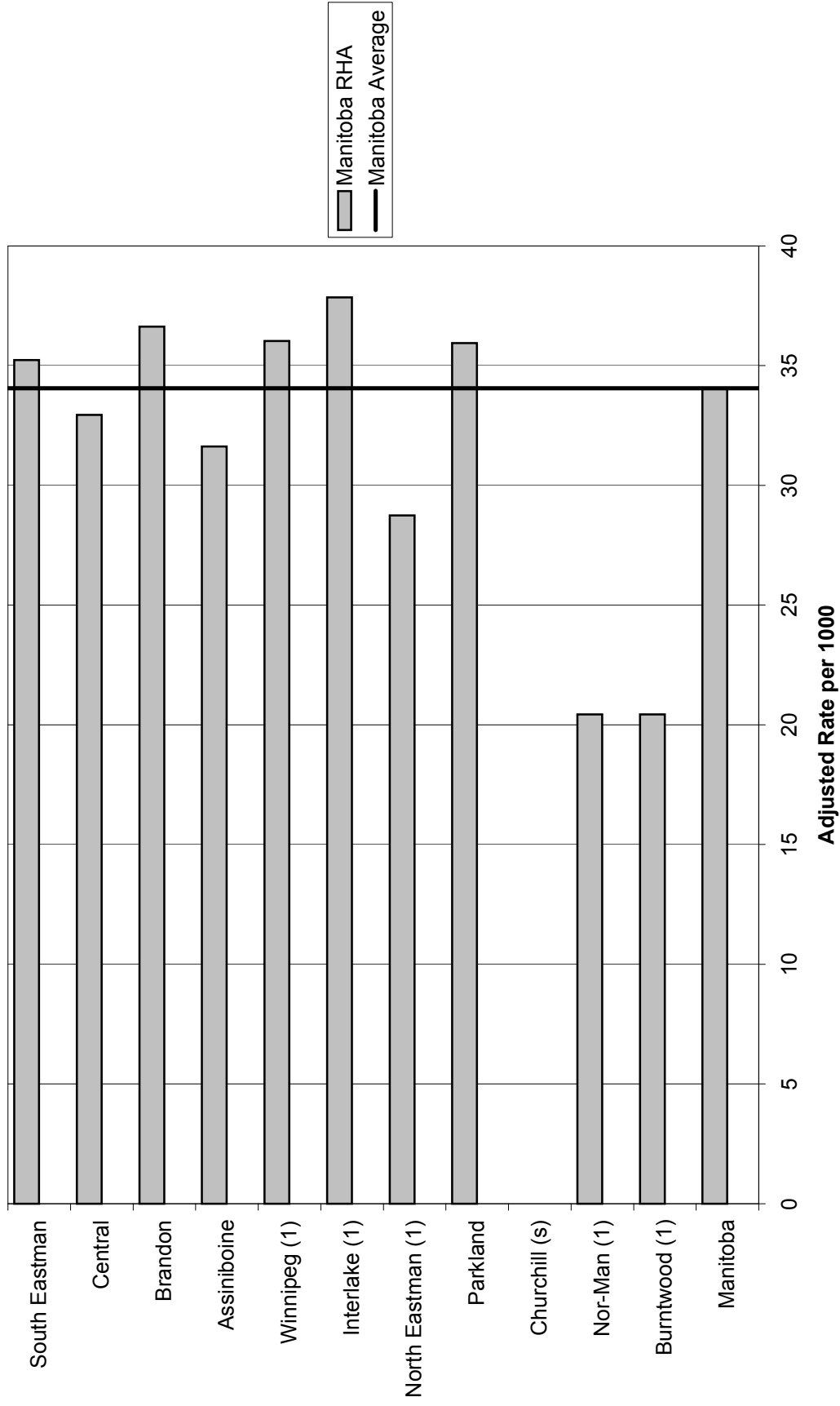
**Manitoba Centre for Health Policy**  
Department of Community Health Sciences  
Faculty of Medicine, University of Manitoba

The entire report is available on this WWW site:  
[http://www.umanitoba.ca/centres/mchp/reports/child\\_inequalities](http://www.umanitoba.ca/centres/mchp/reports/child_inequalities)

## Health Indicators: Narcotic Prescription Rates by Region

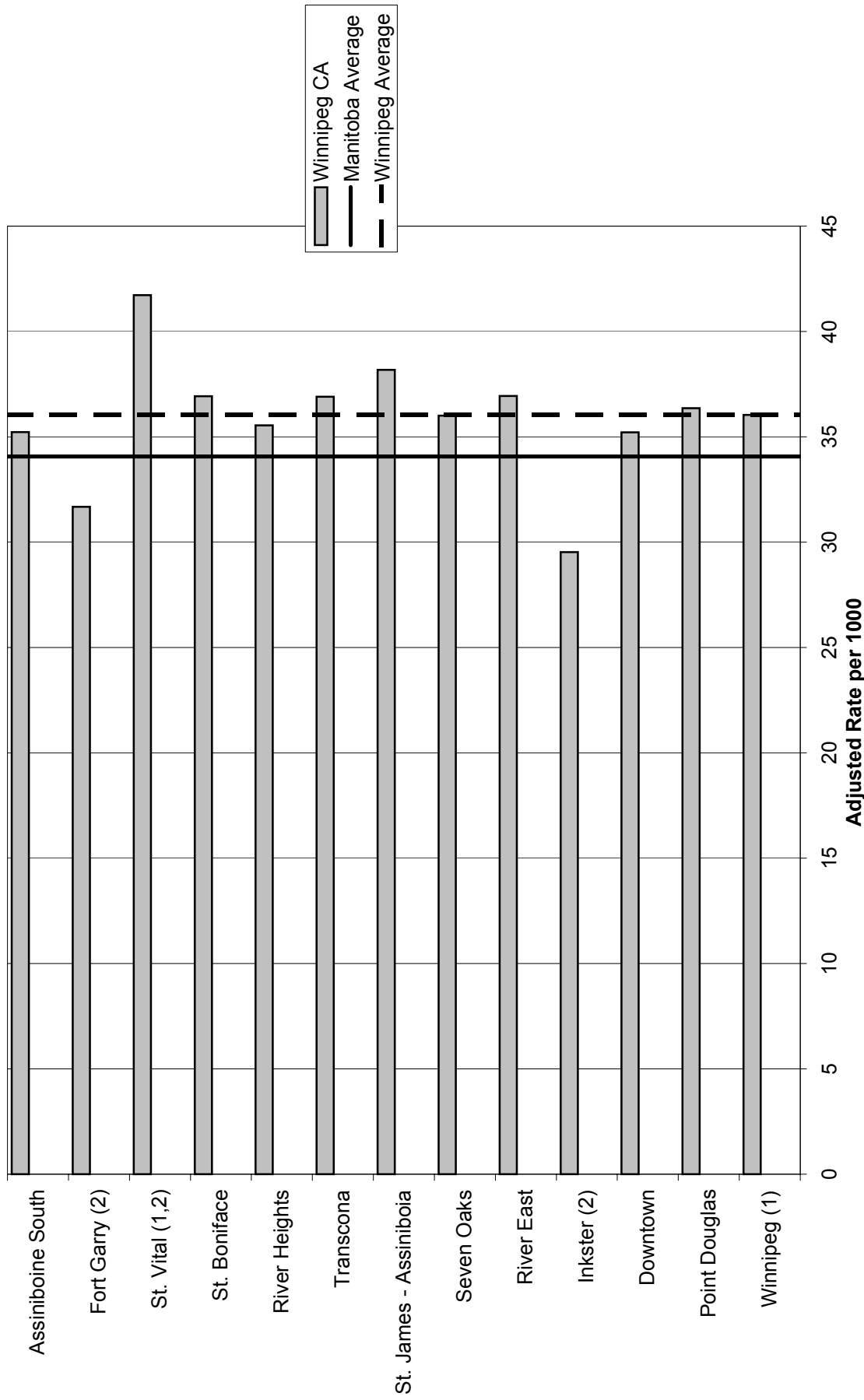
Interlake and Winnipeg RHAs had significantly higher rates of narcotic prescriptions compared to the Manitoba average, whereas North Eastman, Nor-Man and Burntwood had significantly lower rates than the provincial average. The rate of narcotic prescriptions was significantly higher for St. Vital compared to the provincial average. At the Winnipeg NC level, St. Vital South, St. James-Assiniboia West and St. Boniface West all had narcotic prescription rates that were significantly higher than the provincial average; the rate for St. Vital South was also significantly higher than the Winnipeg average. Fort Garry South and Inkster West had significantly lower rates of narcotic prescriptions than the Winnipeg average.

**Rate of Children Aged 0-19 Years with One or More Narcotic Analgesic Prescriptions  
by Manitoba RHA, 2001/02**



'1' indicates rate significantly different from the Manitoba mean  
's' indicates data suppressed due to small numbers

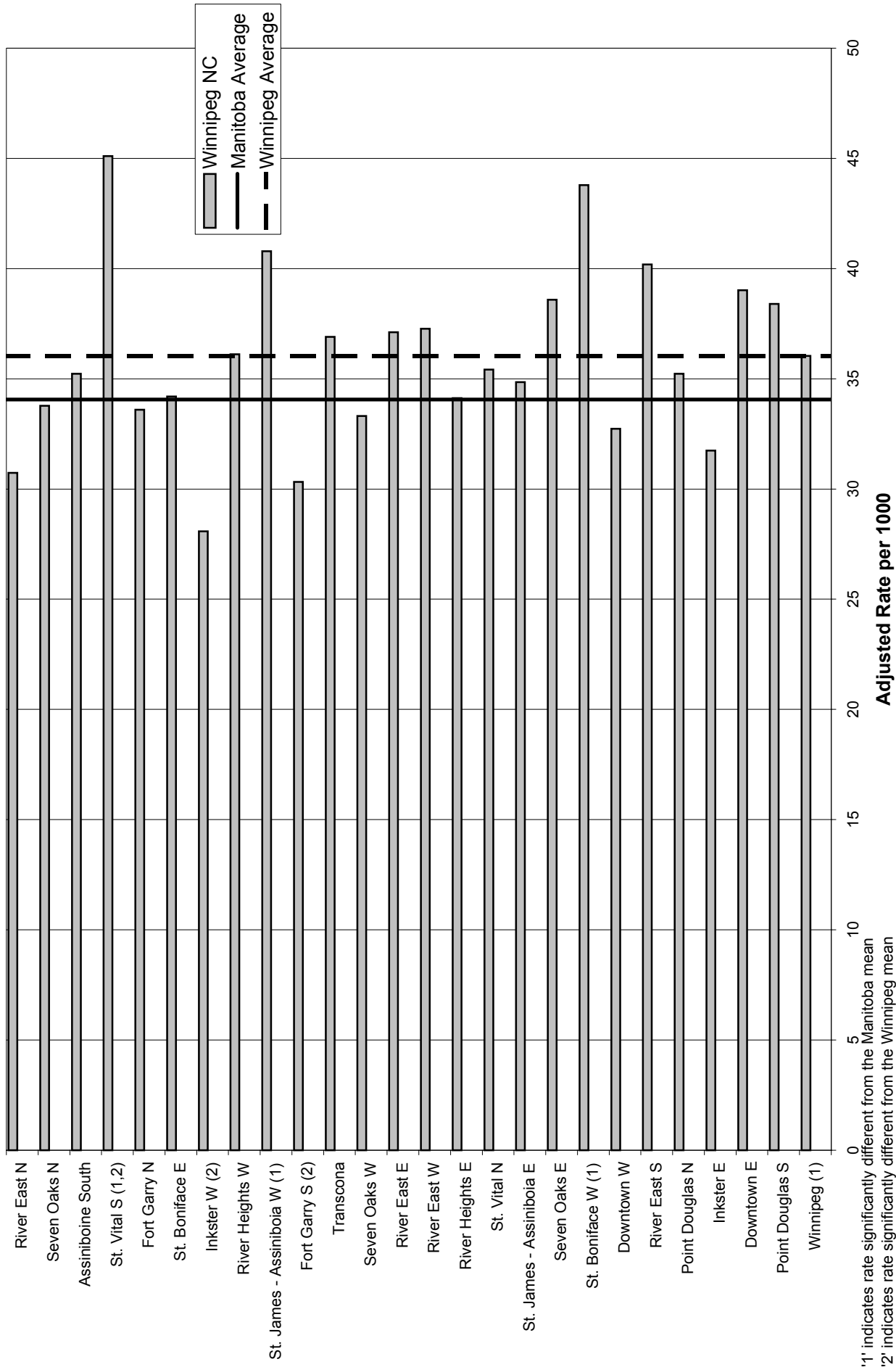
### Rate of Children Aged 0-19 Years with One or More Narcotic Analgesic Prescriptions by Winnipeg CA, 2001/02



'1' indicates rate significantly different from the Manitoba mean

'2' indicates rate significantly different from the Winnipeg mean

# Rate of Children Aged 0-19 Years with One or More Narcotic Analgesic Prescriptions by Winnipeg NC, 2001/02



'1' indicates rate significantly different from the Manitoba mean  
'2' indicates rate significantly different from the Winnipeg mean

These definitions can be found in the Child Health Atlas Glossary:  
[http://www.umanitoba.ca/centres/mchp/reports/child\\_inequalities/glossary.shtml](http://www.umanitoba.ca/centres/mchp/reports/child_inequalities/glossary.shtml)

[Drug Categories for Prescription Use Analysis](#)

[Regional Health Authority \(RHA\)](#)

[Winnipeg Community Area \(CA\)](#)

[Neighbourhood Cluster \(NC\)](#)

[Socioeconomic Status \(SES\)](#)