

Manitoba Child Health Atlas 2004

July 2004



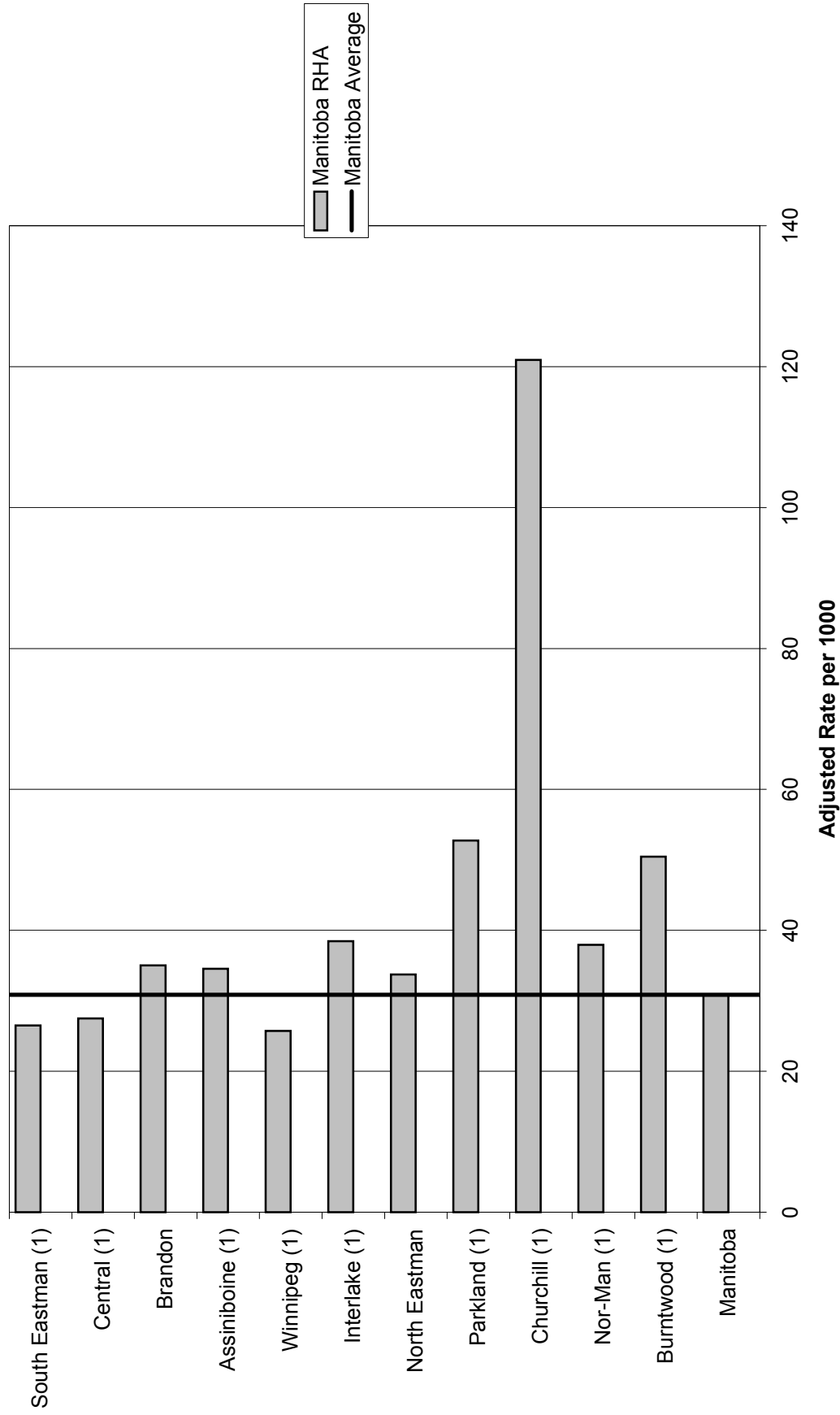
Manitoba Centre for Health Policy
Department of Community Health Sciences
Faculty of Medicine, University of Manitoba

The entire report is available on this WWW site:
http://www.umanitoba.ca/centres/mchp/reports/child_inequalities

Health Indicators: NSAID Prescription Rates by Region

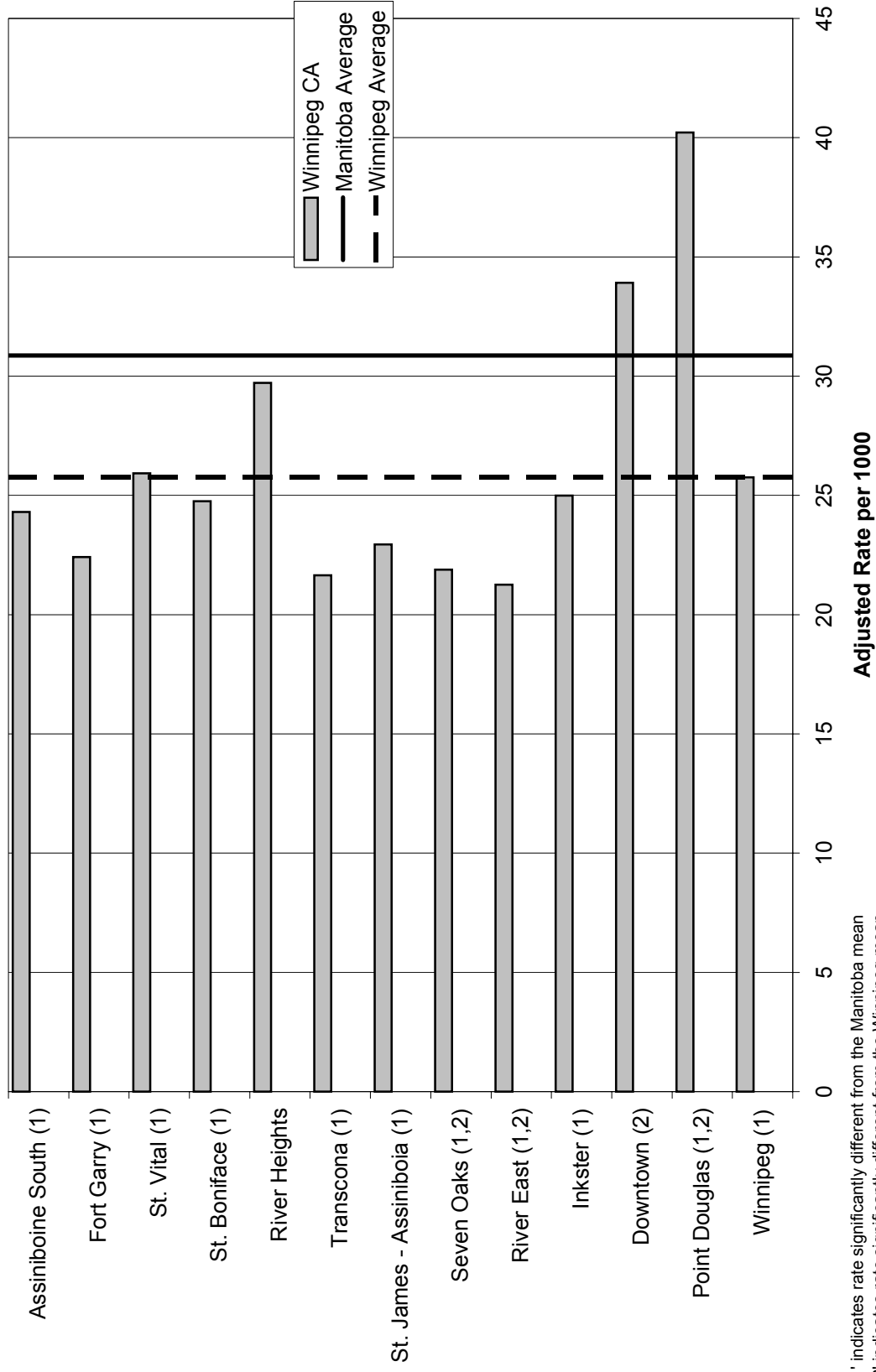
The rates of prescriptions for nonsteroidal anti-inflammatory drugs (NSAIDs) were calculated for RHAs and Winnipeg CAs and NCs. South Eastman, Central and Winnipeg RHA had NSAID prescription rates that were significantly lower than the provincial average, whereas the rates for Assiniboine, Parkland, Interlake, Nor-Man, Burntwood and Churchill were significantly higher than the Manitoba average. Nearly all Winnipeg CAs had NSAID prescription rates that were significantly lower than the provincial average; the exceptions were River Heights and Downtown, which were no different from the provincial average, and Point Douglas, where the rate was significantly higher than the Manitoba rate. The rates for Seven Oaks and River East were significantly lower than the Winnipeg average, whereas the rates for Downtown and Point Douglas were significantly higher than the Winnipeg average. At the Winnipeg NC level several of the NCs had NSAID prescription rates that were lower than the provincial average; only Downtown East and Point Douglas South had rates that were higher than the provincial average. Fort Garry South and River East West had NSAID rates that were significantly lower than the Winnipeg average; for Downtown West, River Heights East, Point Douglas North, Downtown East and Point Douglas South, the NSAID rates were significantly higher than the Winnipeg average.

**Rate of Children Aged 0-19 Years with One or More NSAID Prescriptions
by Manitoba RHA, 2001/02**



'1' indicates rate significantly different from the Manitoba mean

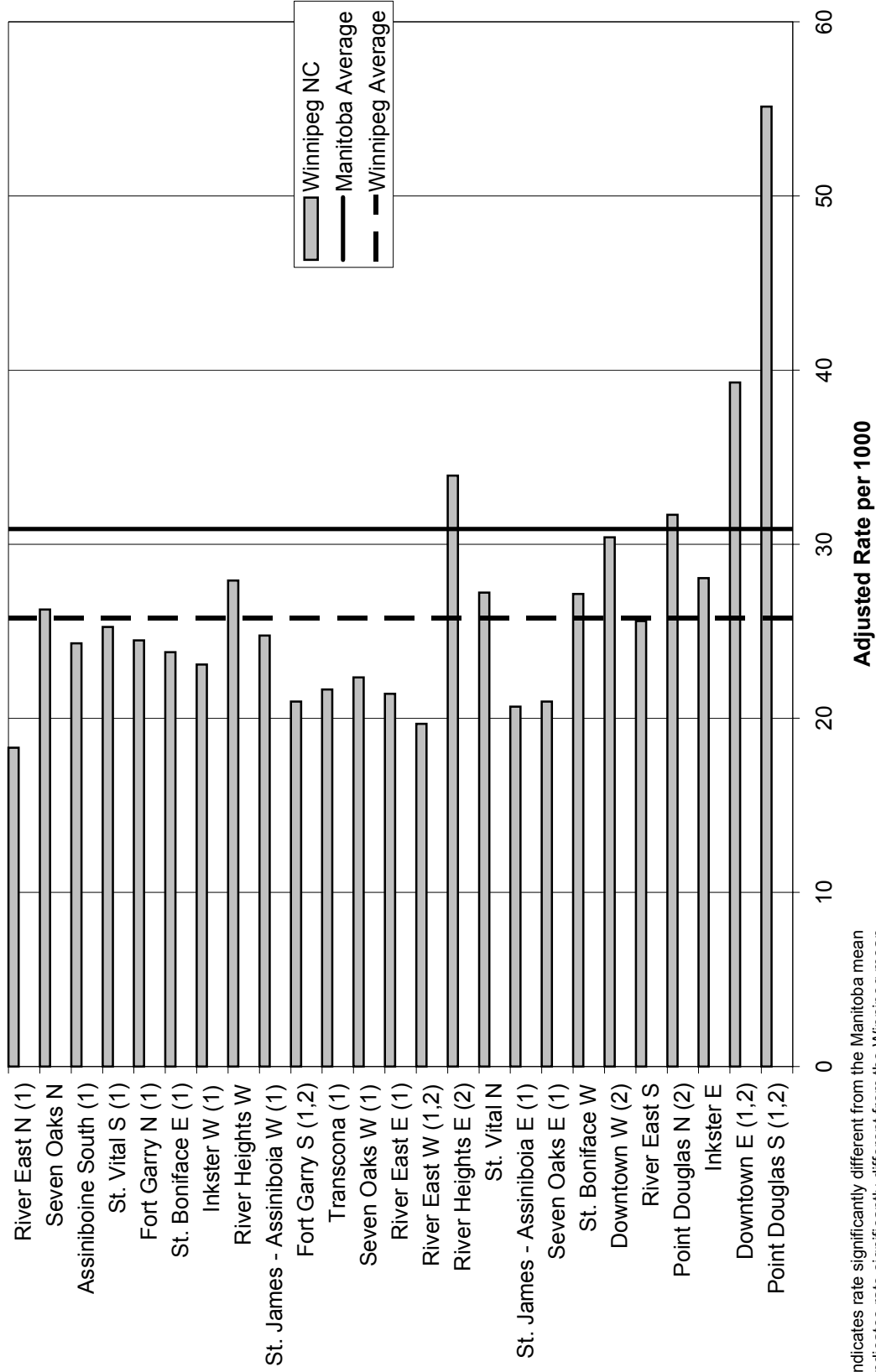
**Rate of Children Aged 0-19 Years with One or More NSAID Prescriptions
by Winnipeg CA, 2001/02**



'1' indicates rate significantly different from the Manitoba mean

'2' indicates rate significantly different from the Winnipeg mean

**Rate of Children Aged 0-19 Years with One or More NSAID Prescriptions
by Winnipeg NC, 2001/02**



'1' indicates rate significantly different from the Manitoba mean

'2' indicates rate significantly different from the Winnipeg mean

These definitions can be found in the Child Health Atlas Glossary:
http://www.umanitoba.ca/centres/mchp/reports/child_inequalities/glossary.shtml

[Drug Categories for Prescription Use Analysis](#)

[Regional Health Authority \(RHA\)](#)

[Winnipeg Community Area \(CA\)](#)

[Neighbourhood Cluster \(NC\)](#)

[Socioeconomic Status \(SES\)](#)