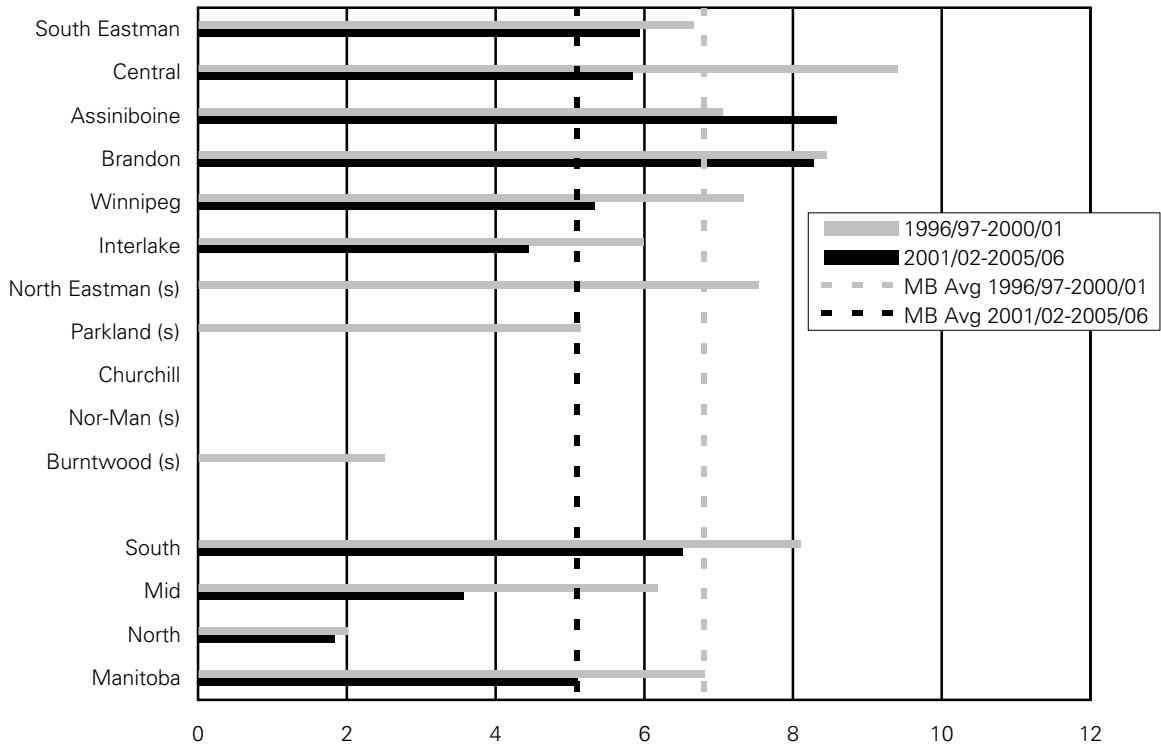


**Figure A.3.109: Crude Hypospadias and Epispadia Rates by RHA**

Crude rates per 1,000 male infants aged <1 year

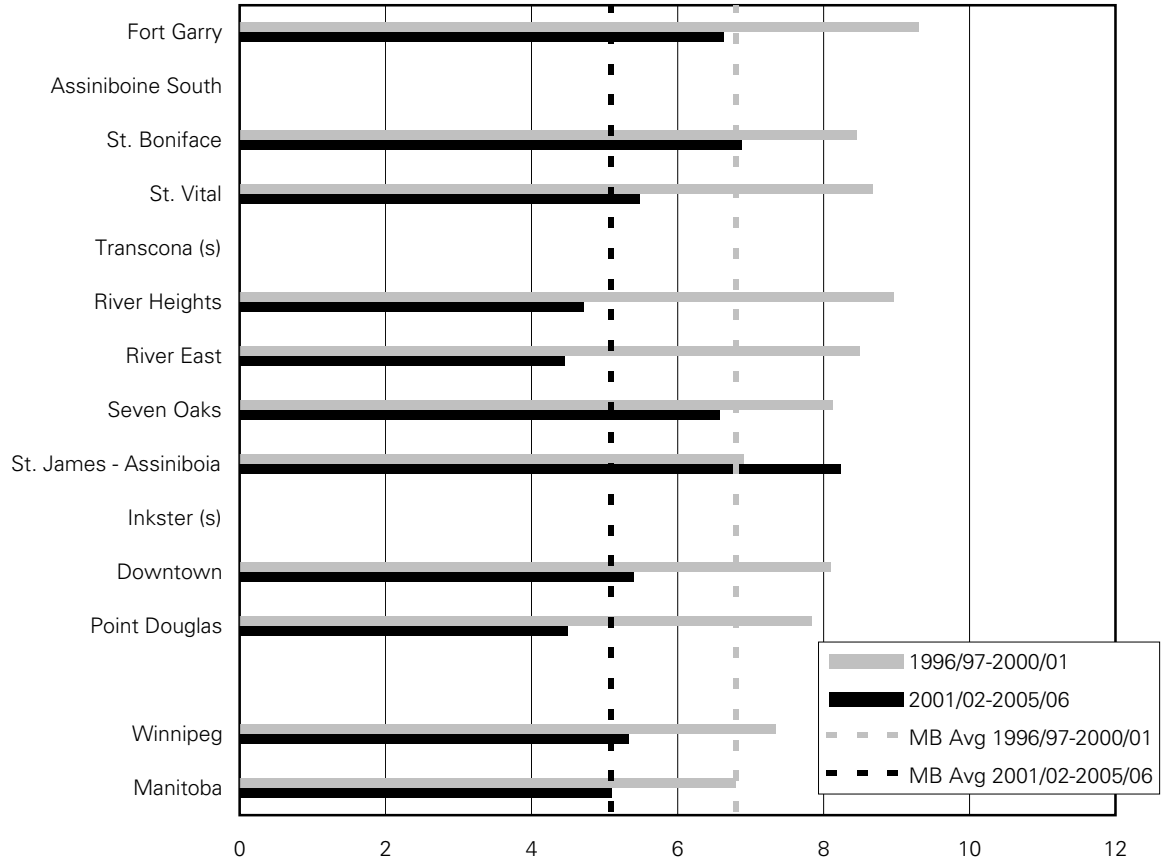


Note: Significance testing is not available  
's' indicates data suppressed due to small numbers

Source: Manitoba Centre for Health Policy, 2008

### Figure A.3.110: Crude Hypospadias and Epispadia Rates by Winnipeg Community Area

Crude rates per 1,000 male infants aged <1 year



Note: Significance testing is not available  
's' indicates data suppressed due to small numbers

Source: Manitoba Centre for Health Policy, 2008

**Table A.3.32: Crude Hypospadias and Epispadia Rates**

Region	Hypospadias and Epispadia Rates			
	Number Observed per Year	CRUDE rate per 1,000	Number Observed per Year	CRUDE rate per 1,000
	1996/97-2000/01		2001/02-2005/06	
South Eastman	2.4	6.7	2.4	5.9
Central	6.8	9.4	4.2	5.8
Assiniboine	2.8	7.0	3.0	8.6
Brandon	2.4	8.4	2.6	8.3
Winnipeg	29.2	7.3	19.6	5.3
Interlake	2.6	6.0	1.8	4.4
North Eastman	2.0	7.5		
Parkland	1.4	5.1		
Churchill	0.0	0.0	0.0	0.0
Nor-Man				
Burntwood	1.4	2.5		
South	12.0	8.1	9.6	6.5
Mid	6.0	6.2	3.2	3.6
North	1.6	2.0	1.4	1.8
Manitoba	51.2	6.8	36.4	5.1
Public Trustee	0.0	0.0	0.0	0.0

blank cells = suppressed

Source: Manitoba Centre for Health Policy, 2008

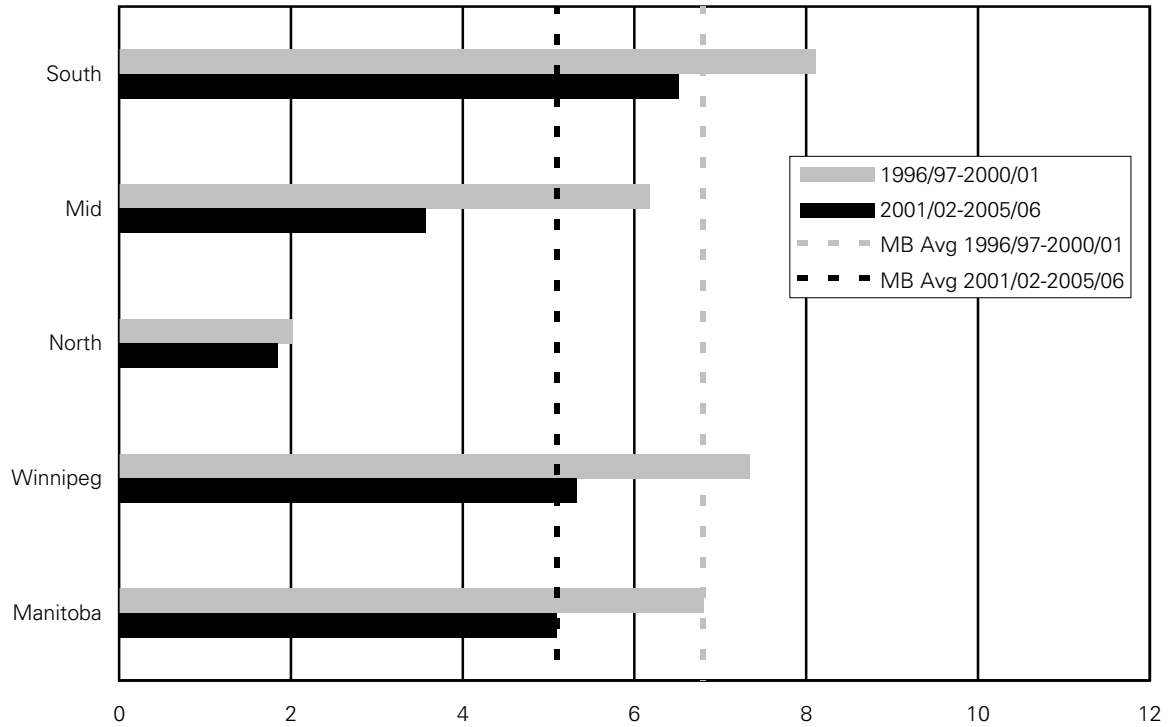
Region	Hypospadias and Epispadia Rates			
	Number Observed per Year	CRUDE rate per 1,000	Number Observed per Year	CRUDE rate per 1,000
	1996/97-2000/01		2001/02-2005/06	
Fort Garry	3.4	9.3	2.2	6.6
Assiniboine South				
St. Boniface	2.2	8.4	1.8	6.9
St. Vital	3.2	8.7	1.8	5.5
Transcona				
River Heights	2.8	9.0	1.4	4.7
River East	4.6	8.5	2.2	4.4
Seven Oaks	2.6	8.1	2.0	6.6
St. James - Assiniboia	2.2	6.9	2.4	8.2
Inkster				
Downtown	4.4	8.1	2.8	5.4
Point Douglas	2.6	7.8	1.4	4.5
Winnipeg	29.2	7.3	19.6	5.3

blank cells = suppressed

Source: Manitoba Centre for Health Policy, 2008

**Figure A.3.111: Crude Hypospadias and Epispadia Rates  
by Aggregate RHA Area**

Crude rates per 1,000 male infants aged <1 year



Note: Significance testing is not available  
's' indicates data suppressed due to small numbers

Source: Manitoba Centre for Health Policy, 2008