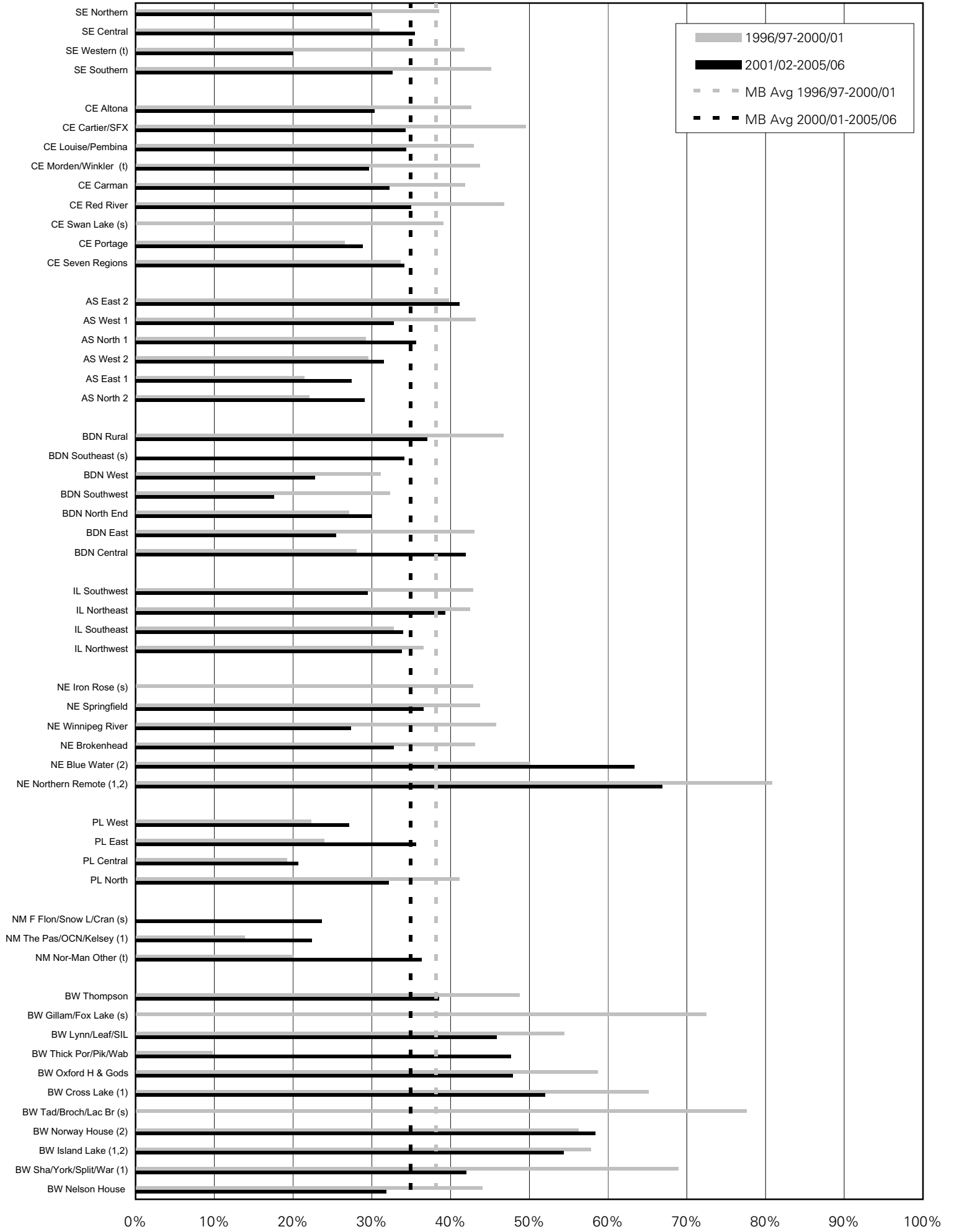


Figure A.3.36: Vaginal Birth after Caesarean Section by District

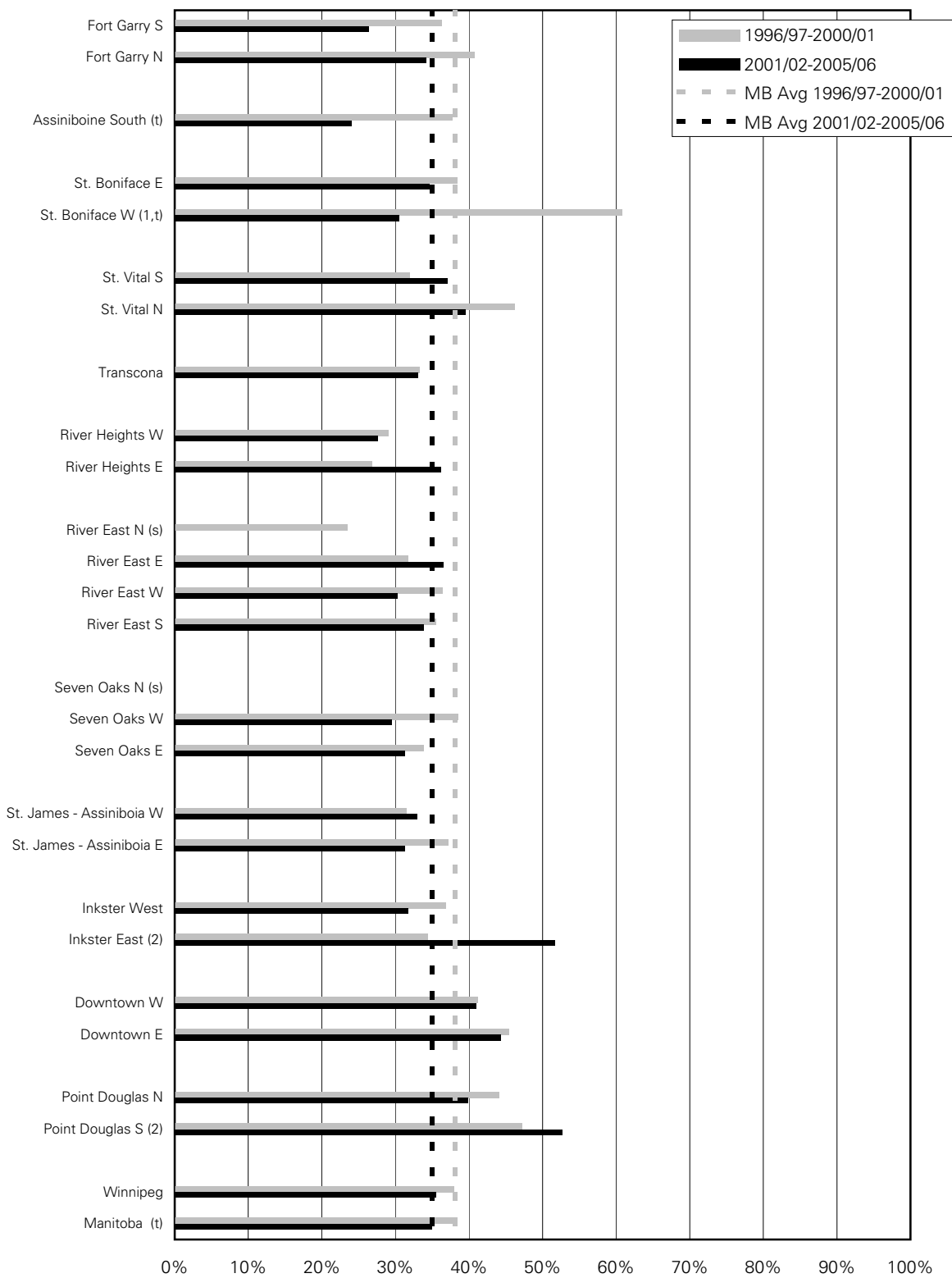
Age-adjusted percent for females ages 15+ with a previous C-section



Source: Manitoba Centre for Health Policy, 2008

**Figure A.3.37: Vaginal Birth after Caesarean Section
by Winnipeg Neighbourhood Cluster**

Age-adjusted percent for females ages 15+ with a previous C-section



Source: Manitoba Centre for Health Policy, 2008

Table A.3.12: Vaginal Birth after Caesarean Section

Region	Vaginal Birth after Caesarean Section			
	Number Observed per Year	CRUDE rate per 100	Number Observed per Year	CRUDE rate per 100
	1996/97-2000/01		2001/02-2005/06	
South Eastman	23.6	36.4%	24.8	31.6%
Central	60.6	38.4%	57.2	31.2%
Assiniboine	24.8	30.8%	33.6	32.8%
Brandon	19.4	34.8%	24.4	31.5%
Winnipeg	273.8	37.2%	265.4	34.5%
Interlake	30.6	38.3%	28.6	33.7%
North Eastman	28.6	52.4%	21.2	48.4%
Parkland	18.0	31.3%	20.2	30.4%
Churchill				
Nor-Man	7.6	15.4%	16.8	27.9%
Burntwood	67.2	58.1%	56.2	49.6%
South	109.0	35.9%	115.6	31.7%
Mid	77.2	40.2%	70.0	35.9%
North	75.2	45.1%	73.4	41.8%
Manitoba Public Trustee	554.8	38.1%	548.8	34.7%

blank cells = suppressed

Source: Manitoba Centre for Health Policy, 2008

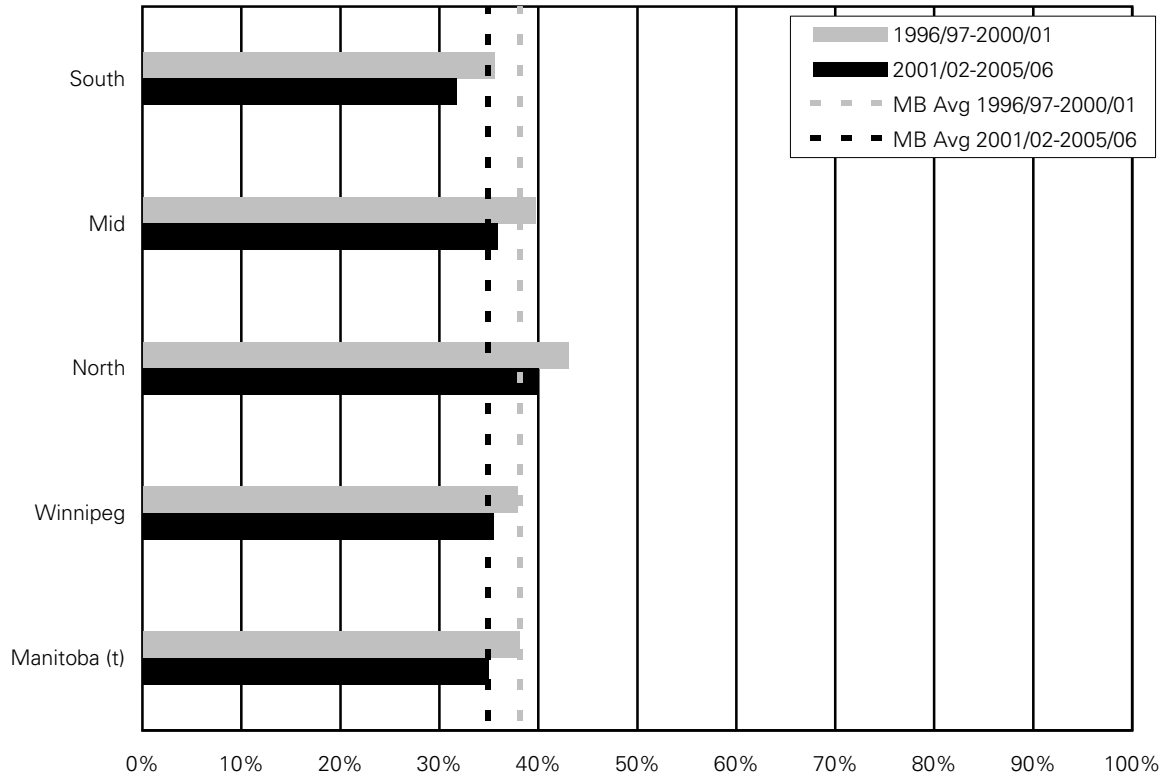
Region	Vaginal Birth after Caesarean Section			
	Number Observed per Year	CRUDE rate per 100	Number Observed per Year	CRUDE rate per 100
	1996/97-2000/01		2001/02-2005/06	
Fort Garry	25.6	36.8%	22.6	28.5%
Assiniboine South	12.0	35.9%	7.6	22.9%
St. Boniface	22.0	44.7%	18.6	32.2%
St. Vital	22.6	36.8%	23.8	37.0%
Transcona	13.4	32.8%	12.0	32.4%
River Heights	14.8	27.1%	16.8	29.4%
River East	31.8	33.6%	30.8	30.9%
Seven Oaks	24.2	34.8%	19.0	29.4%
St. James - Assiniboia	19.0	34.1%	17.2	31.4%
Inkster	17.0	35.6%	18.2	42.3%
Downtown	42.0	43.5%	45.4	42.9%
Point Douglas	29.4	46.5%	33.4	46.0%
Winnipeg	273.8	37.2%	265.4	34.5%

blank cells = suppressed

Source: Manitoba Centre for Health Policy, 2008

**Figure A.3.38: Vaginal Birth after Caesarean Section
by Aggregate RHA Area**

Age-adjusted percent for females ages 15+ with a previous C-section



Source: Manitoba Centre for Health Policy, 2008