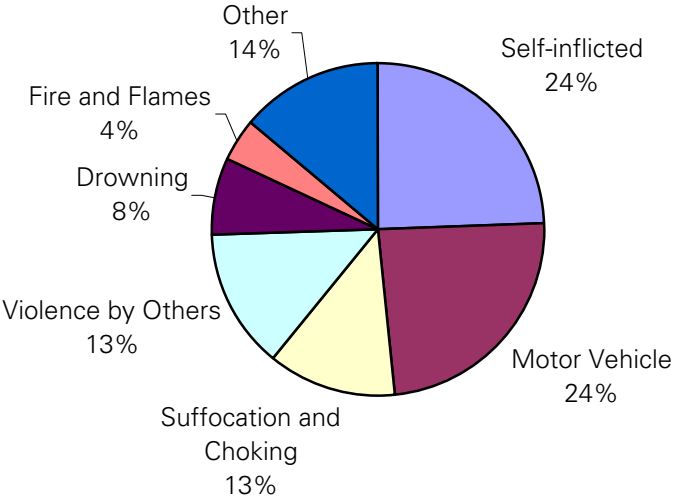
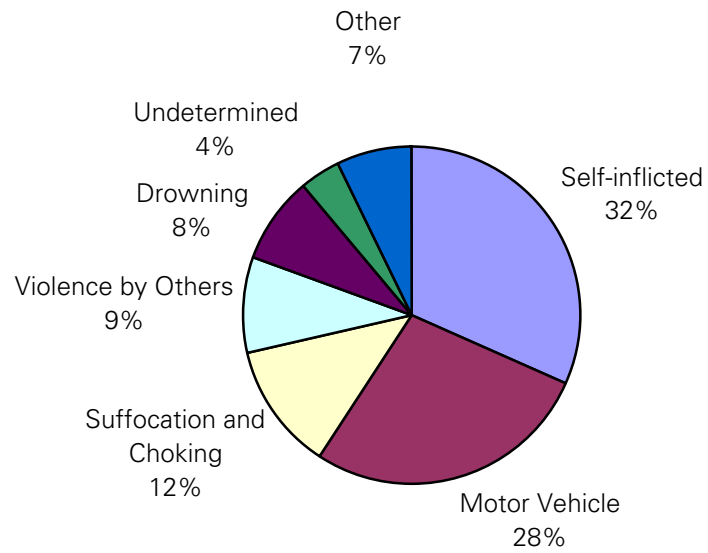


**Figure A.4.27: Causes of Injury Mortality
Male Children up to Age 19, 2001-2005**



Note: Categories of <10% were excluded.

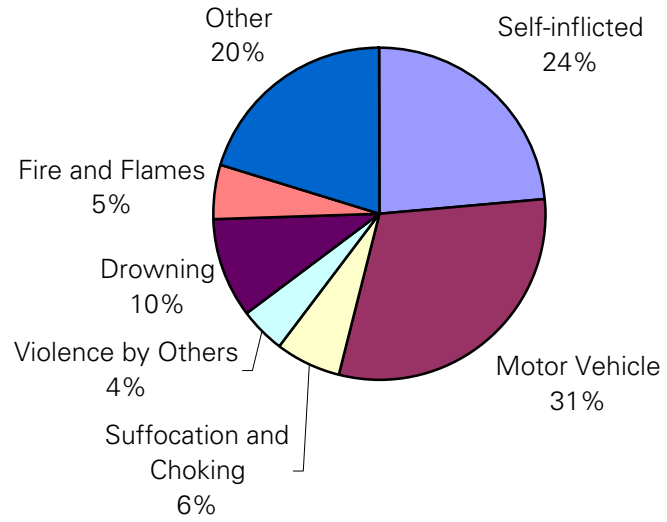
**Figure A.4.28: Causes of Injury Mortality
Female Children up to Age 19, 2001-2005**



Note: Categories of <10% were excluded.

Manitoba Centre for Health Policy, 2008

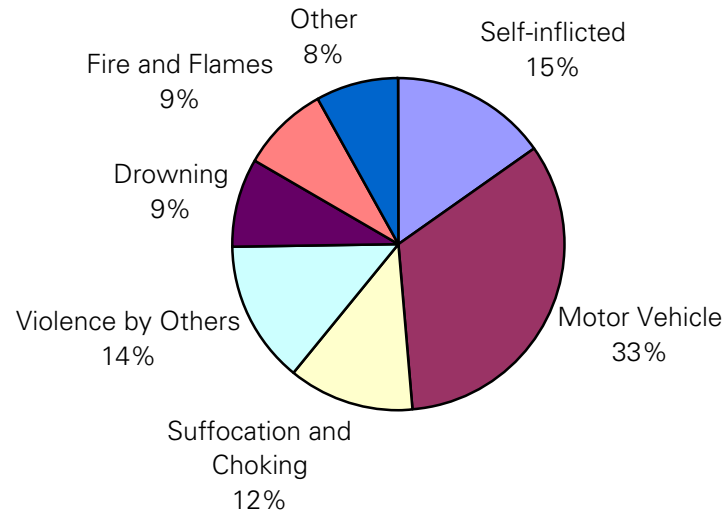
**Figure A.4.29: Causes of Injury Mortality
Male Children up to Age 19, 1996-2000**



Note: Categories of <10% were excluded.

Manitoba Centre for Health Policy, 2008

**Figure A.4.30: Causes of Injury Mortality
Female Children up to Age 19, 1996-2000**



Note: Categories of <10% were excluded.

Manitoba Centre for Health Policy, 2008